







	Months	EAD – Creating with Materials
Seeds 	0-12	<ul style="list-style-type: none">• Enjoys listening to music and toys that make sounds• With adult support, enjoys singing and action rhymes• Moves body when hearing music (e.g. <i>swaying, bouncing</i>)• Uses objects to make sounds (e.g. <i>hitting with sticks</i>)
	12-24	<ul style="list-style-type: none">• Begins to make marks intentionally• Expresses emotions through moving their body (e.g. <i>waving hands</i>)• Holds writing equipment (pencil) using whole hand (palmar) grasp and make marks• Enjoys making marks in sand, water, mud, paint etc• Expresses self through making sounds and physical actions
Sprouts 	24-36	<ul style="list-style-type: none">• Express ideas and feelings through marks, sometimes giving meaning to them• Discovers how colours can be changed through experimenting• Copies actions they have watched waving, clapping• Manipulates and plays with a range of materials• Starts to name colours• Begins to make representations (e.g. <i>takes a box and says it's a car</i>)
	36-48	<ul style="list-style-type: none">• Draws with detail, such as a face with eyes or a car with wheels• Explores simple ways of joining materials through play, such a glue and tape• Explores moving in a range of ways• Explores simple ways of changing materials with scissors• Sings familiar songs• Creates closed shapes with blocks to represent an idea (e.g. <i>making a house</i>)• Explores colour mixing• Describes textures 'rough', 'smooth'
Seedlings 	48-60	<ul style="list-style-type: none">• Uses tools for purpose• Understands that different media can be combined to create new effects• Responds to comments and questions, talking about their creations• Paints, choosing colours for purpose• Expresses and communicates feelings and understandings using a range of art forms (e.g. <i>movement, dance, drama, music and art</i>)• Creates collaboratively, sharing ideas, resources, and skills• Talk about their creations, explaining what they have made and how



Saplings 	ELG	<ul style="list-style-type: none">• Safely use and explore a variety of materials, tools and techniques, experimenting with colour, design, texture, form and function• Share their creations, explaining the process they have used• Make use of props and materials when role playing characters in narratives and stories
--	------------	--